



VARDHMAN TEXTILES LIMITED

Regd. & Corporate Office : Chandigarh Road, Ludhiana - 141 010, Punjab (INDIA)

Phones : (0161) 2228943-48; Fax : (0161) 2220766

PAN No. : AABCM4692E; CIN : L17111PB1973PLC003345

E-mail : secretarial.lud@vardhman.com; Website : www.vardhman.com

Ref. VTXL:SCY:JULY:2015-2016

Dated: 10.07.2015

✓ The Deputy General Manager,
Corporate Relationship Deptt,
Bombay Stock Exchange Limited,
1st Floor, New Trading Ring,
Rotunda Building, P.J Towers,
Dalal Street, Fort,
MUMBAI -400 001.

The National Stock Exchange of India Ltd.,
"Exchange Plaza",
Bandra-Kurla Complex,
Bandra (East),
MUMBAI.

SUB: SHAREHOLDING PATTERN.

Sir,

In compliance with Clause 35 of the Listing Agreement, please find enclosed herewith Shareholding Pattern of the Company for the quarter ended 30th June, 2015.

Kindly acknowledge the receipt.

Thanking you,

Yours faithfully,
For VARDHMAN TEXTILES LIMITED

KARAN KAMAL WALIA
(COMPANY SECRETARY)

Introductory sub-table (I)(a)

Name of the Company: Vardhman Textiles Limited

Scrip Code, Name of the scrip, class of security: VTU/502986

Quarter ended: 30th June, 2015


	No. of party paid-up shares	As a % of total no. of party paid-up shares	As a % of total no. of shares of the company
Party paid-up shares:-			
Held by promoter/promoter group	NIL	N.A.	N.A.
Held by public	NIL	N.A.	N.A.
Total		0 N.A.	N.A.
Outstanding convertible securities:-	No. of outstanding securities	As a % of total no. of outstanding convertible securities	As a % of total no. of shares of the company, assuming full conversion of the convertible securities
Held by promoter/promoter group	NIL	N.A.	N.A.
Held by public	NIL	N.A.	N.A.
Total		0 N.A.	N.A.
Warrants:-	No. of warrants	As a % of total no. of warrants	As a % of total no. of shares of the company, assuming full conversion of warrants
Held by promoter/promoter group	NIL	N.A.	N.A.
Held by public	NIL	N.A.	N.A.
Total		0 N.A.	N.A.
Total paid-up capital of the company, assuming full conversion of warrants and convertible securities		63651879	



[Handwritten signature]

Statement Showing Shareholding Pattern

Category	Category of Shareholder	Number of Shareholders	Table (I)(a)		Total shareholding as a percentage of total number of shares		Shares Pledged or otherwise encumbered	As a percentage	
			Total number of shares	Number of shares held in dematerialized form	As a percentage of (A+B) ¹	As a percentage of (A+B+C)			(X) = (VIII)/(IV)*100
	(I)	(II)	(III)	(IV)	(V)	(VI)	(VII)	(VIII)	(IX)
(A)	Shareholding of Promoter and Promoter Group ²								
1	Indian								
(a)	Individuals/ Hindu Undivided Family	11	1,461,658	1,461,658	0	2.30	2.30	0	0.00
(b)	Central Government/ State Government(s)	0	0	0	0	0.00	0.00	0	0.00
(c)	Bodies Corporate	13	27,059,302	27,059,302	0	42.51	42.51	0	0.00
(d)	Financial Institutions/ Banks	0	0	0	0	0.00	0.00	0	0.00
(e)	Any Others(Specify)	1	10,849,053	10,849,053	0	17.04	17.04	0	0.00
	Sub Total(A)(1)	25	39,370,013	39,370,013	0	61.85	61.85	0	0.00
2	Foreign								
a	Individuals (Non-Residents Individuals/ Foreign Individuals)	0	0	0	0	0.00	0.00	0	0.00
b	Bodies Corporate	0	0	0	0	0.00	0.00	0	0.00
c	Institutions	0	0	0	0	0.00	0.00	0	0.00
d	Qualified Foreign Investor	0	0	0	0	0.00	0.00	0	0.00
e	Any Others(Specify)	0	0	0	0	0.00	0.00	0	0.00
	Sub Total(A)(2)	0	0	0	0	0.00	0.00	0	0.00
	Total Shareholding of Promoter and Promoter Group (A)= (A)(1)+(A)(2)	25	39,370,013	39,370,013	0	61.85	61.85	0	0.00
(B)	Public shareholding								
1	Institutions								
(a)	Mutual Funds/ UTI	44	8,323,464	8,301,192	0	13.08	13.08	0	0.00
(b)	Financial Institutions/ Banks	20	72,895	12,813	0	0.11	0.11	0	0.00
(c)	Central Government/ State Government(s)	0	0	0	0	0.00	0.00	0	0.00




(d)	Venture Capital Funds	0	0	0	0	0	0.00	0.00	0.00	0.00	0.00	0.00	0.00	0.00
(e)	Insurance Companies	3	51,575	50,000	0	0.08	0.08	0.00	0.00	0.00	0.00	0.00	0.00	0.00
(f)	Foreign Institutional Investors	78	6,560,015	6,551,321	0	10.31	10.31	0.00	0.00	0.00	0.00	0.00	0.00	0.00
(g)	Foreign Venture Capital Investors	0	0	0	0	0.00	0.00	0.00	0.00	0.00	0.00	0.00	0.00	0.00
(h)	Qualified Foreign Investor	0	0	0	0	0.00	0.00	0.00	0.00	0.00	0.00	0.00	0.00	0.00
(i)	Any Other (Specify)					0.00	0.00	0.00	0.00	0.00	0.00	0.00	0.00	0.00
	Sub-Total (B)(1)	145	15,007,949	14,915,326	0	23.58	23.58	0.00	0.00	0.00	0.00	0.00	0.00	0.00
B 2	Non-Institutions													
(a)	Bodies Corporate	582	755,545	710,419	0	1.19	1.19	0.00	0.00	0.00	0.00	0.00	0.00	0.00
(b)	Individuals					0.00	0.00	0.00	0.00	0.00	0.00	0.00	0.00	0.00
	Individuals - i. Individual shareholders holding nominal share capital up to Rs 1 lakh	19,313	4,581,951	3,510,723	0	7.20	7.20	0.00	0.00	0.00	0.00	0.00	0.00	0.00
ii	Individual shareholders holding nominal share capital in excess of Rs. 1 lakh.	58	1,913,959	1,892,269	0	3.01	3.01	0.00	0.00	0.00	0.00	0.00	0.00	0.00
(c)	Qualified Foreign Investor	0	0	0	0	0.00	0.00	0.00	0.00	0.00	0.00	0.00	0.00	0.00
(d)	Any Other (Specify)					0.00	0.00	0.00	0.00	0.00	0.00	0.00	0.00	0.00
(d-i)	Non - Resident Indians (Repatriable)	197	153,224	151,944	0	0.24	0.24	0.00	0.00	0.00	0.00	0.00	0.00	0.00
(d-ii)	Non - Resident Indians (Non-Repatriable)	72	46,244	48,189	0	0.07	0.07	0.00	0.00	0.00	0.00	0.00	0.00	0.00
(d-iii)	Trusts	5	1,634,995	1,634,995	0	2.57	2.57	0.00	0.00	0.00	0.00	0.00	0.00	0.00
(d-iv)	Foreign Portfolio Investor (Corporate) Category-I	1	910	910	0	0.00	0.00	0.00	0.00	0.00	0.00	0.00	0.00	0.00
(d-v)	Foreign Portfolio Investor (Corporate) Category-II	11	187,089	187,089	0	0.29	0.29	0.00	0.00	0.00	0.00	0.00	0.00	0.00
	Sub-Total (B)(2)	20,239	9,273,917	8,134,518	0	14.57	14.57	0.00	0.00	0.00	0.00	0.00	0.00	0.00
(B)	Total Public Shareholding (B)= (B)(1)+(B)(2)	20,384	24,281,866	23,049,844	0	38.15	38.15	0.00	0.00	0.00	0.00	0.00	0.00	0.00
	TOTAL (A)+(B)	20,409	63,651,879	62,419,857	0	100.00	100.00	0.00	0.00	0.00	0.00	0.00	0.00	0.00
(C)	Shares held by Custodians and against which Depository Receipts have been issued													
1	Promoter and Promoter Group	0	0	0	0	0.00	0.00	0.00	0.00	0.00	0.00	0.00	0.00	0.00
2	Public	0	0	0	0	0.00	0.00	0.00	0.00	0.00	0.00	0.00	0.00	0.00
	Sub-Total (C)	0	0	0	0	0.00	0.00	0.00	0.00	0.00	0.00	0.00	0.00	0.00
	GRAND TOTAL (A)+(B)+(C)	20,409	63,651,879	62,419,857	0	100.00	100.00	0.00	0.00	0.00	0.00	0.00	0.00	0.00



Sr.No	Notes
1	Includes holding of Mrs. Shakun Oswal, Mrs. Suchita Jain, Ms. Soumya Jain and Ms. Sagarika Jain, being relatives of Promoter Mr. S.P. Oswal
2	Shri Paul Oswal & Sons, HUF has undergone partition w.e.f 3rd May, 2014 and the shares of the Company held by it have been transferred to Mr. S.P. Oswal and Mrs. Suchita Jain.
3	Adinath Investment & Trading Company got converted into Adishwar Enterprises LLP w.e.f 5th June, 2014. However, the process of change in nomenclature of demat accounts of Adinath Investment & Trading Company is under process.
4	
5	
6	
7	
8	
9	



(Xb) Statement showing holding of securities (including shares, warrants, convertible securities) of persons belonging to the category "Promoter and Promoter Group?"												
Sr. No.	Name of the shareholder	Details of Shares held			Encumbered shares (*)		Details of warrants			Details of convertible securities		Total shares (including underlying shares assuming full conversion of warrants and convertible securities) as a % of diluted share capital
		Number of shares held	As a % of grand total (A)+(B)+(C)	No.	As a percentage (M)=(V)/(M)*100	As a % of grand total (A)+(B)+(C) of sub-clause (I)(a)	Number of warrants held	As a % total number of warrants of the same class	Number of convertible securities held	As a % total number of convertible securities of the same class		
(i)	(ii)	(iii)	(iv)	(v)	(vi)	(vii)	(viii)	(ix)	(x)	(xi)	(xii)	
1	Ashwin Investment & Trading Company	2,098,782	3.30	0	0.00	0.00	0	0	0	0		
2	Adhwar Enterprises LLP	10,849,053	17.04	0	0.00	0.00	0	0	0			
3	Famindo Finance & Investment Company Limited	580,513	0.93	0	0.00	0.00	0	0	0			
4	Arkesh Investments (Private) Limited	357,501	0.56	0	0.00	0.00	0	0	0			
5	Marshall Investment and Trading Company Private Limited	545,516	0.86	0	0.00	0.00	0	0	0			
6	Ramkrishna Finance and Investment Company Limited	470,046	0.74	0	0.00	0.00	0	0	0			
7	Santoni Finance and Investment Company Limited	505,609	0.79	0	0.00	0.00	0	0	0			
8	Plaza Trading Company (Private) Limited	840	0.00	0	0.00	0.00	0	0	0			
9	Pradeep Mercantile Company (Private) Limited	103,782	0.16	0	0.00	0.00	0	0	0			
10	Streetia Holdings Limited	172,005	0.27	0	0.00	0.00	0	0	0			
11	Syracuse Investment & Trading Company (Private) Limited	27,615	0.04	0	0.00	0.00	0	0	0			
12	Mahesh Spharaj Mills Private Limited	109,628	0.17	0	0.00	0.00	0	0	0			
13	Davakar Investment & Trading Company (Private) Limited	5,540,887	8.70	0	0.00	0.00	0	0	0			
14	S.P. Oswal	982,125	1.04	0	0.00	0.00	0	0	0			
15	Suchita Jain	153,583	0.24	0	0.00	0.00	0	0	0			
16	Suchita Jain	270,818	0.43	0	0.00	0.00	0	0	0			
17	Suchita Jain	40,005	0.06	0	0.00	0.00	0	0	0			
18	Sourya Jain	7,990	0.01	0	0.00	0.00	0	0	0			
19	Saptha Jain	7,740	0.01	0	0.00	0.00	0	0	0			
20	Eastern Trading Company	58,040	0.09	0	0.00	0.00	0	0	0			
21	Ambar Syndicate	86,255	0.14	0	0.00	0.00	0	0	0			
22	Northern Trading Company	82,590	0.13	0	0.00	0.00	0	0	0			



23	Paras Syndicate	81,552	0.14	0	0.00	0.00	0	0	0
24	Vardhman Holdings Limited	15,402,588	24.20	0	0.00	0.00	0	0	0
25	VTL Investments Limited	1,134,000	1.78	0	0.00	0.00	0	0	0
	TOTAL	39,370,013	61.85	0	0.00	0.00	0	0	0
(*) The term "encumbrance" has the same meaning as assigned to it in regulation 28(3) of the SAST Regulations, 2011									
Sr.No	Notes								
1	Sri Paul Oswal & Sons, HUF has undergone partition w.e.f 3rd May, 2014 and the shares of the Company held by it have been transferred to Mr. S.P. Oswal and Mrs. Suchita Jain.								
2	Adinath Investment & Trading Company got converted into Adinath Enterprises LLP w.e.f 5th June, 2014. However, the process of change in nomenclature of demat accounts of Adinath Investment & Trading Company is under process.								



(D)(X) Statement showing holding of securities (including shares, warrants, convertible securities) of persons belonging to the category "Public" and holding more than 1% of the total number of shares

Sr. No.	Name of the shareholder	Number of shares held	Shares as a percentage of total number of shares {i.e., Grand Total (A)+(B)+(C) indicated in Statement at para (I)(a) above}	Details of warrants		Details of convertible securities		Total shares (including underlying shares assuming full conversion of warrants and convertible securities) as a % of diluted share capital
				Number of warrants held	As a % total number of warrants of the same class	Number of convertible securities held	% w.r.t total number of convertible securities of the same class	
1	IDFC Premier Equity Fund	3,967,610	6.23	0	0	0	0	0
2	Franklin Templeton Investment Funds	2,859,133	4.49	0	0	0	0	0
3	Baring India Private Equity Fund III Listed Investments limited	2,002,936	3.15	0	0	0	0	0
4	Mahavir Shares Trust	1,598,741	2.51	0	0	0	0	0
TOTAL		10,428,420	16.38	0	0	0	0	0




(D)(c)(ii) Statement showing holding of securities (including shares, warrants, convertible securities) of persons (together with PAC) belonging to the category "Public" and holding more than 5% of the total number of shares of the company

Sr. No.	Name(s) of the shareholder(s) and the Persons Acting in Concert (PAC) with them	Number of shares	Shares as a percentage of total number of shares {i.e., Grand Total (A)+(B)+(C) indicated in Statement at para (1)(a) above}	Details of warrants		Details of convertible securities		Total shares (including underlying shares assuming full conversion of warrants and convertible securities) as a % of diluted share capital
				Number of warrants	As a % total number of warrants of the same class	Number of convertible securities held	% w.r.t total number of convertible securities of the same class	
1	IDFC Premier Equity Fund	3,967,610	6.23	0	0	0	0	0
TOTAL		3967610	6.23	0	0	0	0	0



(1)(d) Statement showing details of locked-in shares			
Sr. No.	Name of the shareholder	Number of locked-in shares	Locked-in shares as a percentage of total number of shares (i.e., Grand Total (A)+(B)+(C) indicated in Statement at para (1)(a) above)
1			0.00
2			0.00
3			0.00
4			0.00
5			0.00
6			0.00
7			0.00
8			0.00
9			0.00
TOTAL		0	0.00



(ii)(a) Statement showing details of Depository Receipts (DRs)				
Sr. No.	Type of outstanding DR (ADRs, GDRs, SDRs, etc.)	Number of outstanding DRs	Number of shares underlying outstanding DRs	Shares underlying outstanding DRs as a percentage of total number of shares (i.e., Grand Total (A)+(B)+(C) Indicated in Statement at para (i)(a) above)
1				0.00
2				0.00
3				0.00
4				0.00
5				0.00
6				0.00
7				0.00
8				0.00
9				0.00
TOTAL		0	0	0.00



(ii)(b) Statement showing holding of Depository Receipts (DRs), where underlying shares held by "promoter/promoter group" are in excess of 1% of the total number of shares

Sr. No.	Name of the DR Holder	Type of outstanding DR (ADRs, GDRs, SDRs, etc.)	Number of shares underlying outstanding DRs	Shares underlying outstanding DRs as a percentage of total number of shares (i.e., Grand Total (A)+(B)+(C) indicated in Statement at para (i)(a) above)
1				0.00
2				0.00
3				0.00
4				0.00
5				0.00
6				0.00
7				0.00
8				0.00
9				0.00
TOTAL			0	0.00

