

Introductory sub-table (I)(a)

Name of the Company: Vardhman Textiles Limited			
Scrip Code, Name of the scrip, class of security: VTL/502986			
Quarter ended: 30th September, 2014			
Partly paid-up shares:-	No. of partly paid-up shares	As a % of total no. of partly paid-up shares	As a % of total no. of shares of the company
Held by promoter/promoter group	NIL	N.A.	N.A.
Held by public	NIL	N.A.	N.A.
Total	0	N.A.	N.A.
Outstanding convertible securities:-	No. of outstanding securities	As a % of total no. of outstanding convertible securities	As a % of total no. of shares of the company, assuming full conversion of the convertible securities
Held by promoter/promoter group	NIL	N.A.	N.A.
Held by public	NIL	N.A.	N.A.
Total	0	N.A.	N.A.
Warrants:-	No. of warrants	As a % of total no. of warrants	As a % of total no. of shares of the company, assuming full conversion of warrants
Held by promoter/promoter group	NIL	N.A.	N.A.
Held by public	NIL	N.A.	N.A.
Total	0	N.A.	N.A.
Total paid-up capital of the company, assuming full conversion of warrants and convertible securities	63651879		




Statement Showing Shareholding Pattern									
Table (I)(a)									
Category code	Category of Shareholder	Number of Shares	Total number of shares	Number of shares held in dematerialized form	Total shareholding as a percentage of total number of shares	As a percentage of (A+B) ¹	As a percentage of (A+B+C)	Number of shares	Pledged or otherwise encumbered
						(VI)	(VII)	(VIII)	(IX)
(i)	(ii)	(iii)	(iv)	(v)	(vi)	(vii)	(viii)	(ix)	
(A)	Shareholding of Promoter and Promoter Group ²								
1	Indian								
(a)	Individuals/ Hindu Undivided Family	12	1,461,658	1,461,658	2.30	2.30	0	0.00	
(b)	Central Government/ State Government(s)	0	0	0	0.00	0.00	0	0.00	
(c)	Bodies Corporate	13	37,908,355	37,908,355	59.56	59.56	0	0.00	
(d)	Financial Institutions/ Banks	0	0	0	0.00	0.00	0	0.00	
(e)	Any Others(Specify)	0	0	0	0.00	0.00	0	0.00	
	Sub Total(A)(1)	25	39,370,013	39,370,013	61.85	61.85	0	0.00	
2	Foreign								
a	Individuals (Non-Residents Individuals/ Foreign Individuals)	0	0	0	0.00	0.00		0.00	
b	Bodies Corporate	0	0	0	0.00	0.00		0.00	
c	Institutions	0	0	0	0.00	0.00		0.00	
d	Qualified Foreign Investor	0	0	0	0.00	0.00		0.00	
e	Any Others(Specify)	0	0	0	0.00	0.00		0.00	
	Sub Total(A)(2)	0	0	0	0.00	0.00	0	0.00	
	Total Shareholding of Promoter and Promoter Group (A)= (A)(1)+(A)(2)	25	39,370,013	39,370,013	61.85	61.85	0	0.00	
(B)	Public shareholding								
1	Institutions								
(a)	Mutual Funds/ UTI	33	6561739	6539467	10.31	10.31		0.00	



(b)	Financial Institutions / Banks	21	126996	66914	0.20	0.20			0.00
(c)	Central Government/ State Government(s)	0	0	0	0.00	0.00			0.00
(d)	Venture Capital Funds	0	0	0	0.00	0.00			0.00
(e)	Insurance Companies	8	421553	419978	0.66	0.66			0.00
(f)	Foreign Institutional Investors	74	7179958	7171264	11.28	11.28			0.00
(g)	Foreign Venture Capital Investors	0	0	0	0.00	0.00			0.00
(h)	Qualified Foreign Investor	0	0	0	0.00	0.00			0.00
(i)	Any Other (Specify)				0.00	0.00			0.00
	Sub-Total (B)(1)	136	14,290,246	14,197,623	22.45	22.45			0.00
B 2	Non-Institutions								
(a)	Bodies Corporate	810	1042669	997543	1.64	1.64			0.00
(b)	Individuals				0.00	0.00			0.00
	Individuals - i. Individual shareholders holding nominal share capital up to Rs 1 lakh	22,586	5,336,673	4,220,831	8.38	8.38			0.00
	ii. Individual shareholders holding nominal share capital in excess of Rs. 1 lakh	59	1799541	1777851	2.83	2.83			0.00
(c)	Qualified Foreign Investor	0	0	0	0.00	0.00			0.00
(d)	Any Other (Specify)				0.00	0.00			0.00
(d-i)	Non - Resident Indians (Repatriable)	207	136000	134720	0.21	0.21			0.00
(d-ii)	Non - Resident Indians (Non-Repatriable)	77	41742	41667	0.07	0.07			0.00
(d-iii)	Trusts	5	1634995	1634995	2.57	2.57			0.00
	Sub-Total (B)(2)	23744	9991620	8807607	15.70	15.70			0.00
(B)	Total Public Shareholding (B)= (B)(1)+(B)(2)	23,880	24,281,866	23,005,230	38.15	38.15			0.00
	TOTAL (A)+(B)	23,905	63,651,879	62,375,243	100.00	100.00			0.00
(C)	Shares held by Custodians and against which Depository Receipts have been Issued								
1	Promoter and Promoter Group	0	0	0	0	0.00			0.00
2	Public	0	0	0	0	0.00			0
	Sub-Total (C)	0	0	0	0	0			0
	GRAND TOTAL (A)+(B)+(C)	23,905	63,651,879	62,375,243	100.00	100.00		0	0.00




Sr.No	Notes
1	Includes holding of Mrs. Shakun Oswal, Mrs. Suchita Jain, Ms. Soumya Jain and Ms. Sagarika Jain, being relatives of Promoter Mr.
	S.P. Oswal




(Xb) Statement showing holding of securities (including shares, warrants, convertible securities) of persons belonging to the category "Promoter and Promoter Group"												
Sr. No.	Name of the shareholder	Details of Shares held			Encumbered shares (*)			Details of warrants		Details of convertible securities		Total shares (including underlying shares assuming full conversion of warrants and convertible securities) as a % of diluted share capital
		(i)	(ii)	(iii)	(iv)	(v)	(vi)	(vii)	(viii)	(ix)	(x)	
		Number of shares held	As a % of grand total (A)+(B)+(C)	No.	As a percentage	As a % of grand total (A)+(B)+(C) of sub-clause (1)(a)	Number of warrants held	As a % total number of warrants of the same class	Number of convertible securities held	As a % total number of convertible securities of the same class		
1	Adrain Investment & Trading Company	12,947,815	20.34	0	0.00	0.00	0	0	0	0	0	
2	Devakar Investment & Trading Company (P) Limited	5,540,887	8.70	0	0.00	0.00	0	0	0	0	0	
3	Flamingo Finance & Investment Company Limited	590,513	0.93	0	0.00	0.00	0	0	0	0	0	
4	Ankesh Investments (P) Limited	357,501	0.56	0	0.00	0.00	0	0	0	0	0	
5	Marshall Investment and Trading Co. Pvt. Ltd.	545,516	0.86	0	0.00	0.00	0	0	0	0	0	
6	Ramania Finance and Investment Company Ltd	470,046	0.74	0	0.00	0.00	0	0	0	0	0	
7	Santon Finance and Investment Company Limited	505,609	0.79	0	0.00	0.00	0	0	0	0	0	
8	Pizza Trading Co (P) Ltd.	840	0.00	0	0.00	0.00	0	0	0	0	0	
9	Pradeep Mercantile Co.(P) Ltd.	103,782	0.16	0	0.00	0.00	0	0	0	0	0	
10	Srestha Holdings Limited	172,005	0.27	0	0.00	0.00	0	0	0	0	0	
11	Syracuse Investment & Trading Co.(P) Ltd	27,615	0.04	0	0.00	0.00	0	0	0	0	0	
12	Mahavir Spinning Mills Private Limited	109,628	0.17	0	0.00	0.00	0	0	0	0	0	
13	Mr. S.P. Oswal	643,156	1.01	0	0.00	0.00	0	0	0	0	0	
14	Smt. Paul & Sons (HUF)	28,453	0.04	0	0.00	0.00	0	0	0	0	0	
15	Shakun Oswal	153,583	0.24	0	0.00	0.00	0	0	0	0	0	
16	Suchita Jain	261,334	0.41	0	0.00	0.00	0	0	0	0	0	
17	Sachit Jain	40,005	0.06	0	0.00	0.00	0	0	0	0	0	
18	Sourya Jain	7,980	0.01	0	0.00	0.00	0	0	0	0	0	
19	Saakha Jain	7,740	0.01	0	0.00	0.00	0	0	0	0	0	
20	Eastern Trading Co.	59,040	0.09	0	0.00	0.00	0	0	0	0	0	
21	Ambar Syndicate	98,255	0.14	0	0.00	0.00	0	0	0	0	0	
22	Northern Trading Co.	82,560	0.13	0	0.00	0.00	0	0	0	0	0	
23	Paras Syndicate	91,552	0.14	0	0.00	0.00	0	0	0	0	0	
24	Vardman Holdings Limited	15,402,588	24.20	0	0.00	0.00	0	0	0	0	0	
25	VTL Investments Limited	1,134,000	1.78	0	0.00	0.00	0	0	0	0	0	
TOTAL		39,370,013	61.85	0	0.00	0.00	0	0	0	0	0	


(* The term "encumbrance" has the same meaning as assigned to it in regulation 28(3) of the SAST Regulations, 2011



(I)(c)(i) Statement showing holding of securities (including shares, warrants, convertible securities) of persons belonging to the category "Public" and holding more than 1% of the total number of shares								
Sr. No.	Name of the shareholder	Number of shares held	Shares as a percentage of total number of shares [i.e., Grand Total (A)+(B)+(C) indicated in Statement at para (I)(a) above]	Details of warrants		Details of convertible securities		Total shares (including underlying shares assuming full conversion of warrants and convertible securities) as a % of diluted share capital
				Number of warrants held	As a % total number of warrants of the same class	Number of convertible securities held	% w.r.t total number of convertible securities of the same class	
1	IDFC Premier Equity Fund	3,708,000	5.83	0	0	0	0	
2	Baring India Private Equity Fund III Listed Investments limited	2,002,936	3.15	0	0	0	0	
3	Mahavir Shares Trust	1,598,741	2.51	0	0	0	0	
4	Franklin Templeton Investment Funda	1,500,362	2.36	0	0	0	0	
5	ICICI Prudential Discovery Value Fund	943,820	1.48	0	0	0	0	
6	Parvest Equity India	760,000	1.19	0	0	0	0	
	TOTAL	10,513,859	16.52	0	0	0	0	0



(D)(c)(ii) Statement showing holding of securities (including shares, warrants, convertible securities) of persons (together with PAC) belonging to the category "Public" and holding more than 5% of the total number of shares of the company									
Sr. No.	Name(s) of the shareholder(s) and the Persons Acting in Concert (PAC) with them	Number of shares	Shares as a percentage of total number of shares {i.e., Grand Total (A)+(B)+(C) indicated in Statement at para (I)(a) above}	Details of warrants		Details of convertible securities		Total shares (including underlying shares assuming full conversion of warrants and convertible securities) as a % of diluted share capital	
				Number of warrants	As a % total number of warrants of the same class	Number of convertible securities held	% w.r.t total number of convertible securities of the same class		
1	IDFC Premier Equity Fund	3,708,000	5.83	0	0	0	0	0	
TOTAL		3708000	5.83	0	0	0	0	0	



(1)(d) Statement showing details of locked-in shares			
Sr. No.	Name of the shareholder	Number of locked-in shares	Locked-in shares as a percentage of total number of shares (i.e., Grand Total (A)+(B)+(C) indicated in Statement at para (1)(a) above)
1			0.00
2			0.00
3			0.00
4			0.00
5			0.00
6			0.00
7			0.00
8			0.00
9			0.00
TOTAL		0	0.00

