



# VARDHMAN TEXTILES LIMITED

Regd. & Corporate Office : Chandigarh Road, Ludhiana - 141 010, Punjab (INDIA)

Phones : (0161) 2228943-48; Fax : (0161) 2220766

PAN No. : AABCM4692E; CIN : L17111PB1973PLC003345

E-mail : secretarial.lud@vardhman.com; Website : www.vardhman.com

Ref. VTXL:SCY:JAN:2014-2015

Dated: 08.01.2015

The Deputy General Manager,  
Corporate Relationship Deptt,  
Bombay Stock Exchange Limited,  
1st Floor, New Trading Ring,  
Rotunda Building, P.J Towers,  
Dalal Street, Fort,  
**MUMBAI -400001.**

**SUB: SHAREHOLDING PATTERN.**

Sir,

In compliance with Clause 35 of the Listing Agreement, please find enclosed herewith Shareholding Pattern of the Company for the quarter ended 31<sup>st</sup> December, 2014.

Kindly acknowledge the receipt.

Thanking you,

Yours faithfully,  
For VARDHMAN TEXTILES LIMITED

**KARAN KAMAL WALIA**  
**(COMPANY SECRETARY)**

| Introductory sub-table (I)(a)  |                               |   |  |
|--|-------------------------------|---|--|
| Name of the Company: Vardhman Textiles Limited   |                               |   |  |
| Scrip Code, Name of the scrip, class of security: VTL/502986   |                               |   |  |
| Quarter ended: 31st December, 2014   |                               |   |  |
| Partly paid-up shares:-  | No. of partly paid-up shares  | As a % of total no. of partly paid-up shares              | As a % of total no. of shares of the company   |
| Held by promoter/promoter group  | NIL                           | N.A.  | N.A.   |
| Held by public   | NIL                           | N.A.  | N.A.   |
| <b>Total</b>   | <b>0</b>                      | <b>N.A.</b>   | <b>N.A.</b>  |
| Outstanding convertible securities:-   | No. of outstanding securities | As a % of total no. of outstanding convertible securities | As a % of total no. of shares of the company, assuming full conversion of the convertible securities |
| Held by promoter/promoter group  | NIL                           | N.A.  | N.A.   |
| Held by public   | NIL                           | N.A.  | N.A.   |
| <b>Total</b>   | <b>0</b>                      | <b>N.A.</b>   | <b>N.A.</b>  |
| Warrants:-   | No. of warrants               | As a % of total no. of warrants                           | As a % of total no. of shares of the company, assuming full conversion of warrants                   |
| Held by promoter/promoter group  | NIL                           | N.A.  | N.A.   |
| Held by public   | NIL                           | N.A.  | N.A.   |
| <b>Total</b>   | <b>0</b>                      | <b>N.A.</b>   | <b>N.A.</b>  |
| <b>Total paid-up capital of the company, assuming full conversion of warrants and convertible securities</b> | <b>63651879</b>               |   |  |




| Statement Showing Shareholding Pattern |  |                        |                        |  |                               |  |            |  |                 |
|--|--|------------------------|------------------------|--|-------------------------------|--|------------|--|-----------------|
| Category or code                       | Category of Shareholder  | Number of Shareholders | Total number of shares | Table (I)(a)                                 |                               | Total shareholding as a percentage of total number of shares |            | Shares Pledged or otherwise encumbered | As a percentage |
|  |  |                        |                        | Number of shares held in dematerialized form | Number of shares held in form | of (A+B) <sup>1</sup>  | of (A+B+C) |  |                 |
| (I)                                    | (II)   | (III)                  | (IV)                   | (V)  | (VI)                          | (VII)  | (VIII)     | (IX) = (VIII)/(IV)*100                 |                 |
| (A)                                    | Shareholding of Promoter and Promoter Group <sup>2</sup>                     |                        |                        |  |                               |  |            |  |                 |
| 1                                      | Indian   |                        |                        |  |                               |  |            |  |                 |
| (a)                                    | Individuals/ Hindu Undivided Family  | 12                     | 1,461,658              | 1,461,658                                    | 2.30                          | 2.30   | 0          | 0.00                                   |                 |
| (b)                                    | Central Government/ State Government(s)                                      | 0                      | 0                      | 0  | 0.00                          | 0.00   | 0          | 0.00                                   |                 |
| (c)                                    | Bodies Corporate   | 13                     | 37,908,355             | 37,908,355                                   | 59.55                         | 59.55  | 0          | 0.00                                   |                 |
| (d)                                    | Financial Institutions/ Banks  | 0                      | 0                      | 0  | 0.00                          | 0.00   | 0          | 0.00                                   |                 |
| (e)                                    | Any Others(Specify)  | 0                      | 0                      | 0  | 0.00                          | 0.00   | 0          | 0.00                                   |                 |
|  | <b>Sub Total(A)(1)</b>   | <b>26</b>              | <b>39,370,013</b>      | <b>39,370,013</b>                            | <b>61.85</b>                  | <b>61.85</b>   | <b>0</b>   | <b>0.00</b>                            |                 |
| 2                                      | Foreign  |                        |                        |  |                               |  |            |  |                 |
| a                                      | Individuals (Non-Residents Individuals/ Foreign Individuals)                 | 0                      | 0                      | 0  | 0.00                          | 0.00   | 0          | 0.00                                   |                 |
| b                                      | Bodies Corporate   | 0                      | 0                      | 0  | 0.00                          | 0.00   | 0          | 0.00                                   |                 |
| c                                      | Institutions   | 0                      | 0                      | 0  | 0.00                          | 0.00   | 0          | 0.00                                   |                 |
| d                                      | Qualified Foreign Investor   | 0                      | 0                      | 0  | 0.00                          | 0.00   | 0          | 0.00                                   |                 |
| e                                      | Any Others(Specify)  | 0                      | 0                      | 0  | 0.00                          | 0.00   | 0          | 0.00                                   |                 |
|  | <b>Sub Total(A)(2)</b>   | <b>0</b>               | <b>0</b>               | <b>0</b>                                     | <b>0.00</b>                   | <b>0.00</b>  | <b>0</b>   | <b>0.00</b>                            |                 |
|  | <b>Total Shareholding of Promoter and Promoter Group (A) = (A)(1)+(A)(2)</b> | <b>26</b>              | <b>39,370,013</b>      | <b>39,370,013</b>                            | <b>61.85</b>                  | <b>61.85</b>   | <b>0</b>   | <b>0.00</b>                            |                 |
| (B)                                    | Public shareholding  |                        |                        |  |                               |  |            |  |                 |
| 1                                      | Institutions   |                        |                        |  |                               |  |            |  |                 |
| (a)                                    | Mutual Funds/ UTI  | 30                     | 7,144,864              | 7,122,592                                    | 11.23                         | 11.23  | 0          | 0.00                                   |                 |
| (b)                                    | Financial Institutions/ Banks  | 22                     | 9,788,2                | 3,780,0                                      | 0.15                          | 0.15   | 0          | 0.00                                   |                 |
| (c)                                    | Central Government/ State Government(s)                                      | 0                      | 0                      | 0  | 0.00                          | 0.00   | 0          | 0.00                                   |                 |
| (d)                                    | Venture Capital Funds  | 0                      | 0                      | 0  | 0.00                          | 0.00   | 0          | 0.00                                   |                 |



|            |  |               |                   |                   |               |               |  |  |             |
|------------|--|---------------|-------------------|-------------------|---------------|---------------|--|--|-------------|
| (e)        | Insurance Companies  | 3             | 151575            | 150000            | 0.24          | 0.24          |  |  | 0.00        |
| (f)        | Foreign Institutional Investors  | 68            | 6723867           | 6715173           | 10.56         | 10.56         |  |  | 0.00        |
| (g)        | Foreign Venture Capital Investors  | 0             | 0                 | 0                 | 0.00          | 0.00          |  |  | 0.00        |
| (h)        | Qualified Foreign Investor   | 0             | 0                 | 0                 | 0.00          | 0.00          |  |  | 0.00        |
| (i)        | Any Other (specify)  |               |                   |                   | 0.00          | 0.00          |  |  | 0.00        |
|            | <b>Sub-Total (B)(1)</b>  | <b>123</b>    | <b>14,118,188</b> | <b>14025665</b>   | <b>22.18</b>  | <b>22.18</b>  |  |  | <b>0.00</b> |
| <b>B 2</b> | <b>Non-institutions</b>  |               |                   |                   |               |               |  |  | <b>0.00</b> |
| (a)        | Bodies Corporate   | 737           | 901192            | 856066            | 1.42          | 1.42          |  |  | 0.00        |
| (b)        | Individuals  |               |                   |                   | 0.00          | 0.00          |  |  | 0.00        |
|            | Individuals - i. Individual shareholders holding nominal share capital up to Rs 1 lakh           | 22,435        | 5,465,610         | 4,387,135         | 8.62          | 8.62          |  |  | 0.00        |
|            | Individuals - ii. Individual shareholders holding nominal share capital in excess of Rs. 1 lakh. | 62            | 1904574           | 1882884           | 2.99          | 2.99          |  |  | 0.00        |
| (c)        | Qualified Foreign Investor   | 0             | 0                 | 0                 | 0.00          | 0.00          |  |  | 0.00        |
| (d)        | Any Other (specify)  |               |                   |                   | 0.00          | 0.00          |  |  | 0.00        |
| (d-1)      | Non - Resident Indians (Repatriable)   | 238           | 179048            | 177768            | 0.28          | 0.28          |  |  | 0.00        |
| (d-1i)     | Non - Resident Indians (Non-Repatriable)   | 79            | 58259             | 58184             | 0.09          | 0.09          |  |  | 0.00        |
| (d-1ii)    | Trusts   | 5             | 1634995           | 1634995           | 2.57          | 2.57          |  |  | 0.00        |
|            | <b>Sub-Total (B)(2)</b>  | <b>23566</b>  | <b>10163678</b>   | <b>8997032</b>    | <b>16.97</b>  | <b>16.97</b>  |  |  | <b>0.00</b> |
| (B)        | <b>Total Public Shareholding (B)= (B)(1)+(B)(2)</b>  | <b>23,679</b> | <b>24,281,866</b> | <b>23,022,597</b> | <b>38.16</b>  | <b>38.16</b>  |  |  | <b>0.00</b> |
|            | <b>TOTAL (A)+(B)</b>   | <b>23,704</b> | <b>63,651,879</b> | <b>62,392,610</b> | <b>100.00</b> | <b>100.00</b> |  |  | <b>0.00</b> |
| (C)        | Shares held by Custodians and against which Depository Receipts have been issued                 |               |                   |                   |               |               |  |  |             |
| 1          | Promoter and Promoter Group  | 0             | 0                 | 0                 | 0             | 0.00          |  |  | 0           |
| 2          | Public   | 0             | 0                 | 0                 | 0             | 0.00          |  |  | 0           |
|            | <b>Sub-Total (C)</b>   | <b>0</b>      | <b>0</b>          | <b>0</b>          | <b>0</b>      | <b>0</b>      |  |  | <b>0</b>    |
|            | <b>GRAND TOTAL (A)+(B)+(C)</b>   | <b>23,704</b> | <b>63,651,879</b> | <b>62,392,610</b> | <b>100.00</b> | <b>100.00</b> |  |  | <b>0.00</b> |




| Sr.No | Notes   |
|-------|---|
| 1     | Includes holding of Mrs. Shakun Oswal, Mrs. Suchita Jain, Ms. Soumya Jain and Ms. Sagarika Jain, being relatives of Promoter Mr. S.P. Oswal |
| 2     |   |
| 3     |   |
| 4     |   |
| 5     |   |
| 6     |   |
| 7     |   |
| 8     |   |
| 9     |   |




| (X) Statement showing holding of securities (including shares, warrants, convertible securities) of persons belonging to the category "Promoter and Promoter Group" |   |                        |                                   |     |                                 |  |                         |   |                                       |   |       |  |
|---|---|------------------------|-----------------------------------|-----|---------------------------------|--|-------------------------|---|---------------------------------------|---|-------|--|
| Sr. No.   | Name of the shareholder                         | Details of Shares held |                                   |     | Encumbered shares (*)           |  | Details of warrants     |   |                                       | Details of convertible securities                               |       | Total shares (including underlying shares assuming full conversion of warrants and convertible securities) as a % of diluted share capital |
|   |   | Number of shares held  | As a % of grand total (A)+(B)+(C) | No. | As a percentage (M)=(N)/(M)+100 | As a % of grand total (A)+(B)+(C) of sub-clause (I)(a) | Number of warrants held | As a % total number of warrants of the same class | Number of convertible securities held | As a % total number of convertible securities of the same class |       |  |
| (i)   | (ii)  | (iii)                  | (iv)                              | (v) | (vi)=(v)/(vi)+100               | (vii)  | (viii)                  | (ix)  | (x)                                   | (xi)  | (xii) |  |
| 1   | Adarsh Investment & Trading Company             | 12,947,815             | 20.34                             | 0   | 0.00                            | 0.00   | 0                       | 0   | 0                                     | 0   | 0     |  |
| 2   | Devyar Investment & Trading Company (P) Limited | 5,540,887              | 8.70                              | 0   | 0.00                            | 0.00   | 0                       | 0   | 0                                     | 0   | 0     |  |
| 3   | Flamingo Finance & Investment Company Limited   | 590,513                | 0.93                              | 0   | 0.00                            | 0.00   | 0                       | 0   | 0                                     | 0   | 0     |  |
| 4   | Arkesh Investments (P) Limited                  | 357,501                | 0.56                              | 0   | 0.00                            | 0.00   | 0                       | 0   | 0                                     | 0   | 0     |  |
| 5   | Marshall Investment and Trading Co. Pvt. Ltd.   | 545,516                | 0.86                              | 0   | 0.00                            | 0.00   | 0                       | 0   | 0                                     | 0   | 0     |  |
| 6   | Ramriva Finance and Investment Co. Ltd.         | 470,046                | 0.74                              | 0   | 0.00                            | 0.00   | 0                       | 0   | 0                                     | 0   | 0     |  |
| 7   | Sartton Finance and Investment Company Limited  | 505,609                | 0.79                              | 0   | 0.00                            | 0.00   | 0                       | 0   | 0                                     | 0   | 0     |  |
| 8   | Plaza Trading Co.(P) Ltd.                       | 840                    | 0.00                              | 0   | 0.00                            | 0.00   | 0                       | 0   | 0                                     | 0   | 0     |  |
| 9   | Pradeep Mercantile Co.(P) Ltd.                  | 103,782                | 0.16                              | 0   | 0.00                            | 0.00   | 0                       | 0   | 0                                     | 0   | 0     |  |
| 10  | Sreetha Holdings Limited                        | 172,005                | 0.27                              | 0   | 0.00                            | 0.00   | 0                       | 0   | 0                                     | 0   | 0     |  |
| 11  | Syracuse Investment & Trading Co.(P) Ltd.       | 27,515                 | 0.04                              | 0   | 0.00                            | 0.00   | 0                       | 0   | 0                                     | 0   | 0     |  |
| 12  | Mahavir Spinning Mills Private Limited          | 109,528                | 0.17                              | 0   | 0.00                            | 0.00   | 0                       | 0   | 0                                     | 0   | 0     |  |
| 13  | Mr. S.P. Oswal                                  | 643,156                | 1.01                              | 0   | 0.00                            | 0.00   | 0                       | 0   | 0                                     | 0   | 0     |  |
| 14  | Shri Paul and Sons (HUF)                        | 28,453                 | 0.04                              | 0   | 0.00                            | 0.00   | 0                       | 0   | 0                                     | 0   | 0     |  |
| 15  | Shaktin Oswal                                   | 153,583                | 0.24                              | 0   | 0.00                            | 0.00   | 0                       | 0   | 0                                     | 0   | 0     |  |
| 16  | Suchita Jain                                    | 281,324                | 0.41                              | 0   | 0.00                            | 0.00   | 0                       | 0   | 0                                     | 0   | 0     |  |
| 17  | Suchita Jain                                    | 40,005                 | 0.06                              | 0   | 0.00                            | 0.00   | 0                       | 0   | 0                                     | 0   | 0     |  |
| 18  | Sachit Jain                                     | 7,980                  | 0.01                              | 0   | 0.00                            | 0.00   | 0                       | 0   | 0                                     | 0   | 0     |  |
| 19  | Soumya Jain                                     | 7,740                  | 0.01                              | 0   | 0.00                            | 0.00   | 0                       | 0   | 0                                     | 0   | 0     |  |
| 20  | Sagarika Jain                                   | 59,040                 | 0.09                              | 0   | 0.00                            | 0.00   | 0                       | 0   | 0                                     | 0   | 0     |  |
| 21  | Eastern Trading Co.                             | 86,255                 | 0.14                              | 0   | 0.00                            | 0.00   | 0                       | 0   | 0                                     | 0   | 0     |  |
| 22  | Amba Syndicate                                  | 82,560                 | 0.13                              | 0   | 0.00                            | 0.00   | 0                       | 0   | 0                                     | 0   | 0     |  |
| 23  | Northan Trading Co.                             | 91,552                 | 0.14                              | 0   | 0.00                            | 0.00   | 0                       | 0   | 0                                     | 0   | 0     |  |
| 24  | Paras Syndicate                                 | 15,402,598             | 24.20                             | 0   | 0.00                            | 0.00   | 0                       | 0   | 0                                     | 0   | 0     |  |
| 25  | Vardhman Holdings Limited                       | 1,134,000              | 1.78                              | 0   | 0.00                            | 0.00   | 0                       | 0   | 0                                     | 0   | 0     |  |
| TOTAL   |   | 39,370,013             | 61.85                             | 0   | 0.00                            | 0.00   | 0                       | 0   | 0                                     | 0   | 0     |  |
|   |   |                        |                                   |     |                                 | 6426   |                         |   |                                       |   |       |  |

(\*) The term "encumbrance" has the same meaning as assigned to it in regulation 28(3) of the SAST Regulations, 2011




(D)(c)(i) Statement showing holding of securities (including shares, warrants, convertible securities) of persons belonging to the category "Public" and holding more than 1% of the total number of shares

| Sr. No.      | Name of the shareholder  | Number of shares held | Shares as a percentage of total number of shares (i.e., Grand Total (A)+(B)+(C) indicated in Statement at para (D)(a) above) | Details of warrants     |   | Details of convertible securities     |  | Total shares (including underlying shares assuming full conversion of warrants and convertible securities) as a % of diluted share capital |
|--------------|--|-----------------------|--|-------------------------|---|---------------------------------------|--|--|
|              |  |                       |  | Number of warrants held | As a % total number of warrants of the same class | Number of convertible securities held | % w.r.t total number of convertible securities of the same class |  |
| 1            | IDFC Premier Equity Fund   | 3,708,000             | 5.83   | 0                       | 0   | 0                                     | 0  | 0  |
| 2            | Baring India Private Equity Fund III L.sited Investments limited | 2,002,936             | 3.15   | 0                       | 0   | 0                                     | 0  | 0  |
| 3            | ICI Prudential Value Discovery Fund                              | 943,820               | 1.48   | 0                       | 0   | 0                                     | 0  | 0  |
| 4            | Franklin Templeton Investment Funds                              | 2,857,321             | 4.49   | 0                       | 0   | 0                                     | 0  | 0  |
| 5            | Mahavir Shares Trust   | 1,598,741             | 2.51   | 0                       | 0   | 0                                     | 0  | 0  |
| <b>TOTAL</b> |  | <b>11,110,818</b>     | <b>17.46</b>   | <b>0</b>                | <b>0</b>  | <b>0</b>                              | <b>0</b>   | <b>0</b>   |



(D)(ii) Statement showing holding of securities (including shares, warrants, convertible securities) of persons (together with PAC) belonging to the category "Public" and holding more than 5% of the total number of shares of the company

| Sr. No.      | Name(s) of the shareholder(s) and the Persons Acting in Concert (PAC) with them | Number of shares | Shares as a percentage of total number of shares<br>i.e., Grand Total (A)+(B)+(C) indicated in Statement at para (D)(a) above} | Details of warrants |   | Details of convertible securities     |  | Total shares (including underlying shares assuming full conversion of warrants and convertible securities) as a % of diluted share capital |
|--------------|---|------------------|--|---------------------|---|---------------------------------------|--|--|
|              |   |                  |  | Number of warrants  | As a % total number of warrants of the same class | Number of convertible securities held | % w.r.t total number of convertible securities of the same class |  |
| 1            | IDFC Premier Equity Fund  | 3,708,000        | 5.83   | 0                   | 0   | 0                                     | 0  | 0  |
| <b>TOTAL</b> |   | <b>3708000</b>   | <b>5.83</b>  | <b>0</b>            | <b>0</b>  | <b>0</b>                              | <b>0</b>   | <b>0</b>   |





| (I)(d) Statement showing details of locked-in shares |                         |                            |  |
|--|-------------------------|----------------------------|--|
| Sr. No.  | Name of the shareholder | Number of locked-in shares | Locked-in shares as a percentage of total number of shares (i.e., Grand Total (A)+(B)+(C) indicated in Statement at para (I)(a) above) |
| 1  |                         |                            | 0.00   |
| 2  |                         |                            | 0.00   |
| 3  |                         |                            | 0.00   |
| 4  |                         |                            | 0.00   |
| 5  |                         |                            | 0.00   |
| 6  |                         |                            | 0.00   |
| 7  |                         |                            | 0.00   |
| 8  |                         |                            | 0.00   |
| 9  |                         |                            | 0.00   |
| <b>TOTAL</b>   |                         |                            | <b>0.00</b>  |



| (II)(a) Statement showing details of Depository Receipts (DRs) |   |                           |   |   |
|--|---|---------------------------|---|---|
| Sr. No.  | Type of outstanding DR (ADRs, GDRs, SDRs, etc.) | Number of outstanding DRs | Number of shares underlying outstanding DRs | Shares underlying outstanding DRs as a percentage of total number of shares (i.e., Grand Total (A)+(B)+(C) indicated in Statement at para (I)(a) above) |
| 1  |   |                           |   | 0.00  |
| 2  |   |                           |   | 0.00  |
| 3  |   |                           |   | 0.00  |
| 4  |   |                           |   | 0.00  |
| 5  |   |                           |   | 0.00  |
| 6  |   |                           |   | 0.00  |
| 7  |   |                           |   | 0.00  |
| 8  |   |                           |   | 0.00  |
| 9  |   |                           |   | 0.00  |
| <b>TOTAL</b>   |   | <b>0</b>                  | <b>0</b>                                    | <b>0.00</b>   |



(i)/(b) Statement showing holding of Depository Receipts (DRs), where underlying shares held by "promoter/promoter group" are in excess of 1% of the total number of shares

| Sr. No.      | Name of the DR Holder | Type of outstanding DR (ADRs, GDRs, SDRs, etc.) | Number of shares underlying outstanding DRs | Shares underlying outstanding DRs as a percentage of total number of shares (i.e., Grand Total (A)+(B)+(C) indicated in Statement at para (i)(a) above) |
|--------------|-----------------------|---|---|---|
| 1            |                       |   |   | 0.00  |
| 2            |                       |   |   | 0.00  |
| 3            |                       |   |   | 0.00  |
| 4            |                       |   |   | 0.00  |
| 5            |                       |   |   | 0.00  |
| 6            |                       |   |   | 0.00  |
| 7            |                       |   |   | 0.00  |
| 8            |                       |   |   | 0.00  |
| 9            |                       |   |   | 0.00  |
| <b>TOTAL</b> |                       |   | <b>0</b>                                    | <b>0.00</b>   |

